



**C. MAHENDRA
EXPORTS LTD.**

DIAMOND EXPORTERS, IMPORTERS & MANUFACTURERS

CMEL/CL35/2013-14

Date: 08.10.2013

To,
Listing Department,
The National Stock Exchange Limited
Exchange Plaza, Plot No. C-1, "G" Block
Bandra Kurla Complex,
Bandra (East), Mumbai - 400 051

Ref: C. Mahendra Exports Ltd.

Dear Sir / Madam

**Sub: Submission of Shareholding Pattern under clause 35 of the Listing Agreement
for the 2nd quarter and half year ended 30th September, 2013**

Please find enclosed herewith the Shareholding Pattern as per requirement of clause 35 of the Listing Agreement for the 2nd quarter and half year ended 30th September, 2013.

Please acknowledge the receipt of the same.

Thanking you.

Yours Faithfully,
For C. Mahendra Exports Limited

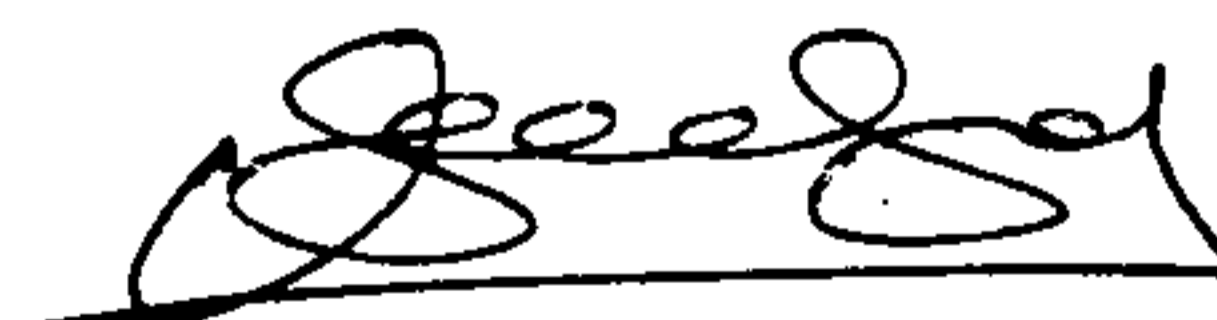
(Ashish Kumar Shrivastava)
Company Secretary & Compliance Officer

Encl: As above

(l) (a) Statement showing Shareholding Pattern for the quarter ended 30.09.2013

Name of the Company: C Mahendra Exports Limited			
Scrip Code, Name of the scrip, class of security:		BSE- 533304 , NSE- CMAHENDRA ; MCX - CMAHENDRA ; Equity	
Quarter ended:		30.09.2013	
Partly paid-up shares:-	No. of partly paid-up shares	As a % of total no. of partly paid-up shares	As a % of total no. of shares of the company
Held by Promoter / Promoter Group	0	0.0000	0.0000
Held by public	0	0.0000	0.0000
Total	0	0.0000	0.0000
Outstanding convertible securities:-	No. of outstanding securities	As a % of total No. of outstanding convertible securities	As a % of total no. of shares of the company, assuming full conversion of the convertible securities
Held by Promoter / Promoter Group	0	0.0000	0.0000
Held by public	0	0.0000	0.0000
Total	0	0.0000	0.0000
Warrants:-	No. of warrants	As a % of total no. of warrants	As a % of total no. of shares of the company, assuming full conversion of warrants
Held by Promoter / Promoter Group	0	0.0000	0.0000
Held by public	0	0.0000	0.0000
Total	0	0.0000	0.0000
Total paid-up capital of the company assuming full conversion of warrants and convertible securities			60000000

For C. MAHENDRA EXPORTS LTD.

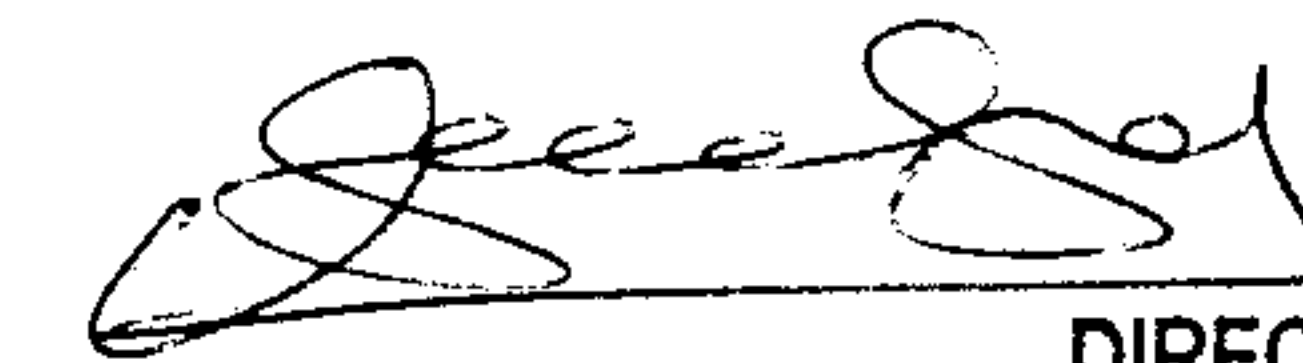


DIRECTOR



Category Code (I)	Category of shareholder (II)	Number of shareholders (III)	Total number of shares (IV)	Number of shares held in dematerialised form (V)	percentage of total number of shares		Shares pledged or otherwise encumbered	
					As a percentage of (A+B) (VI)	As a percentage of (A+B+C) (VII)	Number of shares (VIII)	As a percentage (IX) = (VIII)/(IV)*100
(A)	Promoter and Promoter Group							
1	Indian							
(a)	Individuals/Hindu Undivided Family	12	45000000	45000000	75.0000	75.0000	0	0.0000
(b)	Central Government/State Government(s)	0	0	0	0.0000	0.0000	0	0.0000
(c)	Bodies Corporate	0	0	0	0.0000	0.0000	0	0.0000
(d)	Financial Institutions / Banks	0	0	0	0.0000	0.0000	0	0.0000
(e)	Any Other (specify)	0	0	0	0.0000	0.0000	0	0.0000
	Sub Total (A)(1)	12	45000000	45000000	75.0000	75.0000	0	0.0000
2	Foreign							
(a)	Individuals (Non-Resident Individuals/Foreign Individuals)	0	0	0	0.0000	0.0000	0	0.0000
(b)	Bodies Corporate	0	0	0	0.0000	0.0000	0	0.0000
(c)	Institutions	0	0	0	0.0000	0.0000	0	0.0000
(d)	Qualified Foreign Investors	0	0	0	0.0000	0.0000	0	0.0000
(e)	Any Other (specify)	0	0	0	0.0000	0.0000	0	0.0000
	Sub Total (A)(2)	0	0	0	0.0000	0.0000	0	0.0000
	Total Shareholding of Promoter and Promoter Group (A)=(A)(1)+(A)(2)	12	45000000	45000000	75.0000	75.0000	0	0.0000
(B)	Public shareholding							
1	Institutions							
(a)	Mutual Funds/UTI	0	0	0	0.0000	0.0000	-	-
(b)	Financial Institutions / Banks	1	860	860	0.0014	0.0014	-	-
(c)	Central Government/State Government(s)	0	0	0	0.0000	0.0000	-	-
(d)	Venture Capital Funds	0	0	0	0.0000	0.0000	-	-
(e)	Insurance Companies	0	0	0	0.0000	0.0000	-	-
(f)	Foreign Institutional Investors	6	7228047	7228047	12.0467	12.0467	-	-
(g)	Foreign Venture Capital Investors	0	0	0	0.0000	0.0000	-	-
(h)	Qualified Foreign Investors	0	0	0	0.0000	0.0000	-	-
(i)	Any Other (specify)	0	0	0	0.0000	0.0000	-	-
	Sub Total (B) (1)	7	7228907	7228907	12.0482	12.0482		

For C. MAHENDRA EXPORTS LTD.



DIRECTOR




2	Non-institutions							
(a)	Bodies Corporate	135	6529402	6529402	10.8823	10.8823	-	-
(b) (i)	Individuals - shareholders holding nominal share capital up to Rs 1 Lakh	2273	288764	288761	0.4813	0.4813	-	-
(ii)	Individual shareholders holding nominal share capital in excess of Rs. 1 Lakh	6	419446	419446	0.6991	0.6991	-	-

Category code (I)	Category of shareholder (II)	Number of shareholders (III)	Total number of shares (IV)	Number of shares held in dematerialised form (V)	percentage of total number of shares		Shares pledged or otherwise encumbered	
					As a percentage of (A+B) (VI)	As a percentage of (A+B+C) (VII)	Number of shares (VIII)	As a percentage (IX) = (VIII)/(IV)*100
(c)	Qualified Foreign Investors	0	0	0	0.0000	0.0000	-	-
(d)	Any Other							
i	Non Resident Indians (Repat)	32	4426	4426	0.0074	0.0074	-	-
ii	Non Resident Indians (Non Repat)	8	638	638	0.0011	0.0011	-	-
iii	Foreign Companies	0	0	0	0.0000	0.0000	-	-
iv	Clearing Member	108	528417	528417	0.8807	0.8807	-	-
v	Directors / Relatives	0	0	0	0.0000	0.0000	-	-
vi	Trusts	0	0	0	0.0000	0.0000	-	-
	Sub Total (B)(2)	2562	7771093	7771090	12.9518	12.9518	-	-
	Total Public Shareholding Public Group (B)=(B)(1)+(B)(2)	2569	15000000	14999997	25.0000	25.0000	NA	NA
	Total (A)+(B)	2581	60000000	59999997	100.0000	100.0000		
(C)	Shares held by custodians and against which Depository Receipts have been issued							
i	Promoter and Promoter group	0	0	0	0.0000	0.0000	0	0.0000
ii	Public	0	0	0	0.0000	0.0000	0	0.0000
	Sub Total (C)	0	0	0	0	0	0	0
	GRAND TOTAL (A)+(B)+(C)	2581	60000000	59999997	100.0000	100.0000	0	0.0000


For C.MAHENDRA EXPORTS LTD.


DIRECTOR



(I)(b) Statement showing holding of securities (including shares, warrants, convertible securities) of persons belonging to the category "Promoter and Promoter Group"											
Sr. No.	Name of the shareholder	Details of Shares held		Encumbered shares			Details of warrants		Details of convertible securities		Total shares (including underlying shares assuming full conversion of warrants and convertible securities) as a % of diluted share capital
		Number of shares held	As a % of grand total (A)+(B)+(C)	No.	As a percentage	As a % of grand total (A)+(B)+(C) of sub-clause (I)(a)	Number of warrants held	As a % total number of warrants of the same class	Number of convertible securities held	As a % total number of convertible securities of the same class	
(I)	(II)	(III)	(IV)	(V)	(VI)=(V)/(I II)*100	(VII)	(VIII)	(IX)	(X)	(XI)	(XII)
1	MAHENDRA CHANDULAL SHAH AABPS9473L	9039131	15.0652	0	0.00	0.00					
2	KANU CHANDULAL SHAH AAEPS2223D	5165217	8.6087	0	0.00	0.00					
3	CHAMPAKLAL KIRTILAL MEHTA AAAPM8919L	4910869	8.1848	0	0.00	0.00					
4	PRAKASH KIRTILAL MEHTA AAAPM8926D	4335652	7.2261	0	0.00	0.00					
5	PRAVIN CHANDULAL SHAH AABPS9474P	4304348	7.1739	0	0.00	0.00					
6	PRAVIN KIRTILAL MEHTA AHZPM8655R	4059783	6.7663	0	0.00	0.00					
7	SANDEEP MAHENDRA SHAH AQUPS9049P	3443478	5.7391	0	0.00	0.00					
8	PARASKUMAR CHAMPAKLAL MEHTA ADBPM4266E	3257610	5.4294	0	0.00	0.00					
9	SURESH KIRTILAL MEHTA AABPM9204H	3216522	5.3609	0	0.00	0.00					
10	SAMIR PRAVINCHANDRA SHAH AHQPS0505B	2367390	3.9457	0	0.00	0.00					
11	KEVIN PRAKASH MEHTA AOJPM7681Q	469566	0.7826	0	0.00	0.00					
12	SUKEN PRAVINCHANDRA SHAH APQPS6616B	430434	0.7174	0	0.00	0.00					
TOTAL		45000000	75.0000	0	0.0000	0.0000					

For C.MAHENDRA EXPORTS LTD.



DIRECTOR



(I)(c)(i) Statement showing holding of securities (including shares, warrants, convertible securities) of persons belonging to the category "Public" and holding more than 1% of the total number of shares								
Sr. No.	Name of the shareholder	Number of shares held	Shares as a percentage of total number of shares (i.e., Grand Total (A)+(B)+(C) indicated in Statement at para (I)(a) above}	Details of warrants		Details of convertible securities		Total shares (including underlying shares assuming full conversion of warrants and convertible securities) as a % of diluted share capital
				Number of warrants held	As a % total number of warrants of the same class	Number of convertible securities held	% w.r.t total number of convertible securities of the same class	
1	VJ COMTRADE PRIVATE LIMITED AADCV7086M	1863144	3.1052					
2	CRESTA FUND LTD	1810866	3.0181					
3	BRIDGE INDIA FUND	1628851	2.7148					
4	ELARA INDIA OPPORTUNITIES FUND LIMITED	1587444	2.6457					
5	IPRO FUNDS LTD	1315073	2.1918					
6	PARSHVA COMMODITIES PVT.LTD	1088015	1.8134					
7	LTS INVESTMENT FUND LTD	707813	1.1797					
8	MILLIONAIRE COMMODITIES PRIVATE LTD	687126	1.1452					
9	ALBERS DIAMOND PVT LTD	679500	1.1325					
TOTAL		11367832	18.9464					
(I)(c)(ii) Statement showing holding of securities (including shares, warrants, convertible securities) of persons (together with PAC) belonging to the category "Public" and holding more than 5% of the total number of shares of the company								
Sr. No.	Name(s) of the shareholder(s) and the Persons Acting in Concert (PAC) with them	Number of shares	Shares as a percentage of total number of shares (i.e., Grand Total (A)+(B)+(C) indicated in Statement at para (I)(a) above}	Details of warrants		Details of convertible securities		Total shares (including underlying shares assuming full conversion of warrants and convertible securities) as a % of diluted share capital
				Number of warrants	As a % total number of warrants of the same class	Number of convertible securities held	% w.r.t total number of convertible securities of the same class	
1			0.0000					
TOTAL		0	0.0000					



For C. MAHENDRA EXPORTS LTD.

[Handwritten Signature]

DIRECTOR

(I)(d)	<u>Statement showing details of locked-in shares</u>			
Sr. No.	Name of the shareholder	Number of Locked in Shares	Locked-in shares as a percentage of total number of shares [i.e., Grand Total (A)+(B)+(C) indicated in	Promoter/Promoter Group/Public
1	CHAMPAK KIRTILAL MEHTA	2958140	4.9302	Promoter
2	MAHENDRA CHANDULAL SHAH	3553954	5.9233	Promoter
3	PRAVIN CHANDULAL SHAH	1692558	2.8209	Promoter
4	PRAVIN KIRTILAL MEHTA	2441860	4.0698	Promoter
5	SANDEEP MAHENDRA SHAH	1353488	2.2558	Promoter
TOTAL		12000000	20.0000	

For C. MAHENDRA EXPORTS LTD.


DIRECTOR

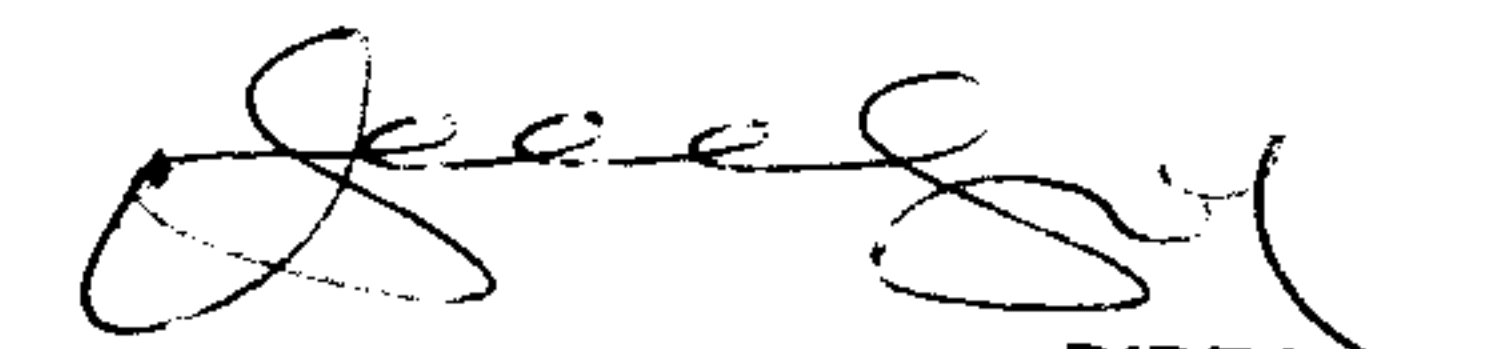


(II)(a) Statement showing details of Depository Receipts (DRs)				
Sr. No.	Type of outstanding DR (ADRs, GDRs, SDRs, etc.)	Number of outstanding DRs	Number of shares underlying outstanding DRs	Shares underlying outstanding DRs as a percentage of total number of shares {i.e., Grand Total (A)+(B)+(C) indicated in Statement at para (I)(a) above}
1	NIL	NIL	NIL	NIL
TOTAL		NIL	NIL	NIL

(II) (b) Statement showing holding of Depository Receipts (DRs), where underlying shares held by

Sr. No.	Name of the DR Holder	Type of outstanding DR (ADRs, GDRs, SDRs, etc.)	Number of shares underlying outstanding DRs	Shares underlying outstanding DRs as a percentage of total number of shares {i.e., Grand Total (A)+(B)+(C) indicated in Statement at para (I)(a) above}
1	NIL	NIL	NIL	NIL
TOTAL		NIL	NIL	NIL

For C. MAHENDRA EXPORTS LTD.


DIRECTOR

